

full overlay

c o l l e c t i o n



MARSH FURNITURE
C O M P A N Y

CHOOSE YOUR style.

CHERRY

Cherry is a moderately hard wood, heavy and strong with red undertones. It may range in color from a light to dark reddish brown.

These variations are **SJXIR** **YMXI** **WMFPI** **XL** **REXYVEP** **VMKXL** **RMWLIW** while appearing less on darker stains.

ARCADIA

NORTH BROOK

WENTWORTH I



TRENTON I

TRENTON III

JEFFERSON I

JEFFERSON II



ARDMORE II

ARDMORE III



MAPLE

.....
Maple is a hard and dense wood with a close grain that is relatively subtle in appearance. The color range runs from white to yellow and brown. When a light finish is applied, these variations are visible and should not be considered defects.



ARCADIA



NORTH BROOK



WENTWORTH I



TRENTON I



TRENTON III



JEFFERSON I



JEFFERSON II



ARDMORE II



ARDMORE III



SUMMERFIELD I



SUMMERFIELD II



CHOOSE YOUR finish.

Marsh has a variety of finish colors to match your style and décor. Ranging from an Ivory painted finish to a Mediterranean Tuscany to an Onyx painted finish with burnishing, Marsh has what you need to express your unique style.




CHERRY

WHEAT



SIENNA



CORDOVAN



CAFÉ



TUSCANY



ESPRESSO



MAPLE

NATURAL



WHEAT



SIENNA



IVORY



CORDOVAN




CAFÉ



TUSCANY



ESPRESSO




ONYX



CHOOSE YOUR options.

DRAWER HEAD

(North Brook and Arcadia are only available with a 5 Piece Veneer Flat Panel Drawer Head)



Ask about Softclose!

Softclose for doors is a new anti-force feature. Designed to prevent slamming, this device keeps little fingers from being harmed. It can be quickly installed into cabinets without any change to the hinge assembly. Works for both Full and Standard Overlay. (Order as DSCK)

CABINET CONSTRUCTION

Standard: Cabinets are constructed with industrial grade particleboard. The cabinet interior is either finished with natural or white laminate. The sides of each cabinet are finished to match color chosen for doors and drawers. Hardwood frames are standard on all cabinets.

Upgrade options:

Plywood Cabinets: (ordered as PC) Cabinets are constructed from plywood. The exterior and interior components are finished in natural birch veneer. However, if a matching end is desired, these can be ordered as a Finished End (FE). The drawer that comes as standard in this cabinet is a 1/2" dovetailed birch veneered plywood. Drawer box upgrade options are available.

* In order to flush out an end, an overlay end is required. (order as OE)

DRAWER BOX

	Available with Cabinet		Upgrade Options	
Drawer Box	Standard 5/8" Particleboard	Plywood (order as PC) 1/2" Thick Dovetail Birch Veneer Plywood	Wood (order as WD) 5/8" Thick Dovetail Birch	Full Extension (order as FX) 5/8" Thick Dovetail Birch
Colors Available	Natural Maple or White Laminate	Natural	Natural	Natural
Drawer Guides	Side-Mounted Epoxy-Coated Steel 3/4 Extension	Side-Mounted Epoxy-Coated Steel 3/4 Extension	Concealed Epoxy-Coated Steel 3/4 Extension	Concealed Epoxy-Coated Steel Full Extension
Soft Close	No	No	No	Yes
Weight Capacity	75 lbs. per Drawer	75 lbs. per Drawer	75 lbs. per Drawer	75 lbs. per Drawer

1. Standard
2. Plywood
3. WD
4. FX

Drawer Base cabinet shown. Drawer heights are subject to cabinet chosen.



Standard Drawers: (supplied with cabinets unless upgrade is chosen) Box is constructed with 5/8" thick particleboard in natural maple or white laminate. The drawers are fitted with guides to allow for a 3/4 extension which gives use of 75% of the drawer. There is a maximum weight capacity of 75 pounds per drawer.

CHOOSE YOUR glaze.

WENTWORTH CHOCOLATE



WENTWORTH CARAMEL



WENTWORTH ALABASTER



Glazed finishes are produced by applying a contrasting glaze finish coat over our standard finish. The glaze is then removed by hand wiping. This process leaves the contrasting glaze in the grooves and corners. A clear sealer is then applied. Each cabinet will have a subtle, hand finished appearance. Our craftsmen take pride in the detail and quality of their glazed cabinets giving each a unique appearance. Doors shown are cherry Wentworth and used as a glaze representation only. Glazes are available in Marsh Cabinets in the maple and cherry woods only.

STANDARD OVERLAY



FULL OVERLAY



The difference is in how much the door overlays the cabinet face. The image on the left shows a standard overlay; the door does not completely cover the face frame on either side. The image on the right is a full overlay. In this case, the door fully covers the cabinet face underneath.



Marsh Furniture Company
 P.O. Box 870
 1001 S. Centennial St.
 High Point NC 27261-0870
 P: 336.884.7363
 F: 336.884.3553

Visit us at www.marshfurniture.com
 to see our entire line of products.

NOTE: Finishes shown are reproduced as accurately as state of the art printing permits. Hardware available at an additional cost.

For accuracy, please make final color selection from a full-size door.



Onyx is achieved by applying a black stain over our Sienna finish. Burnishing occurs when random areas are hand sanded revealing the Sienna color underneath, making each cabinet unique in appearance. A final topcoat is then applied and each piece is oven-cured to provide a lasting finish.

Note: Onyx finishes are not available with glazes. Please consult your catalog for availability.



MARSH FURNITURE
 COMPANY

